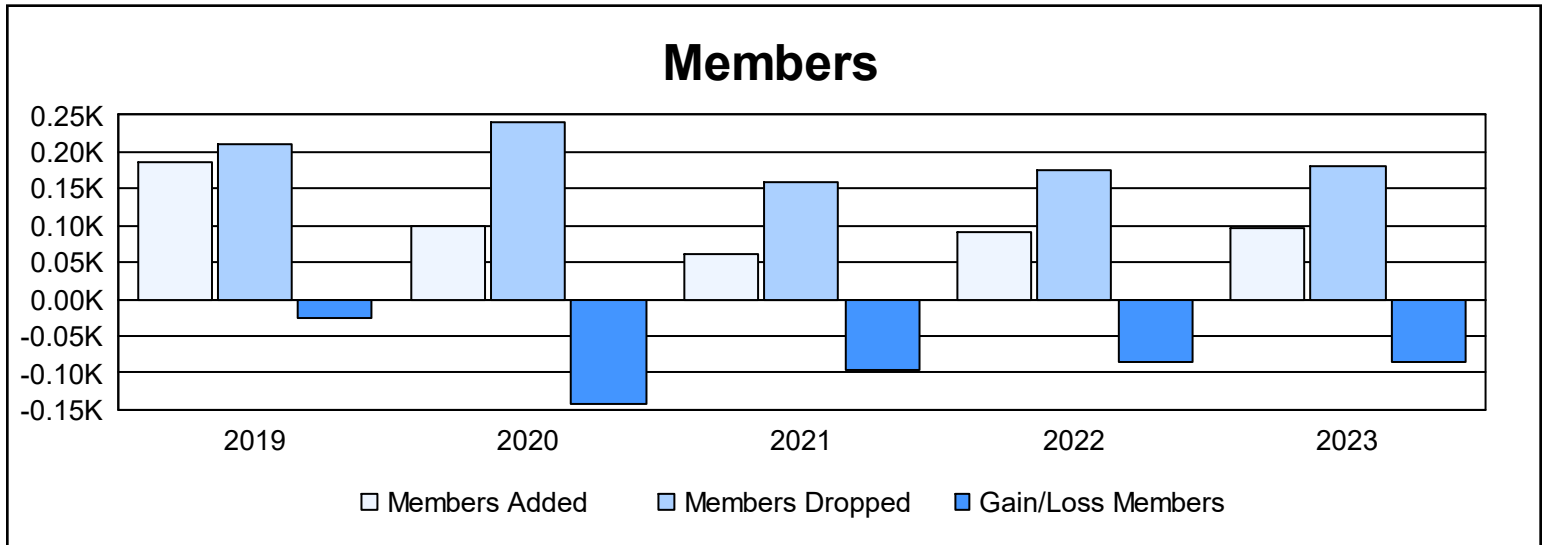
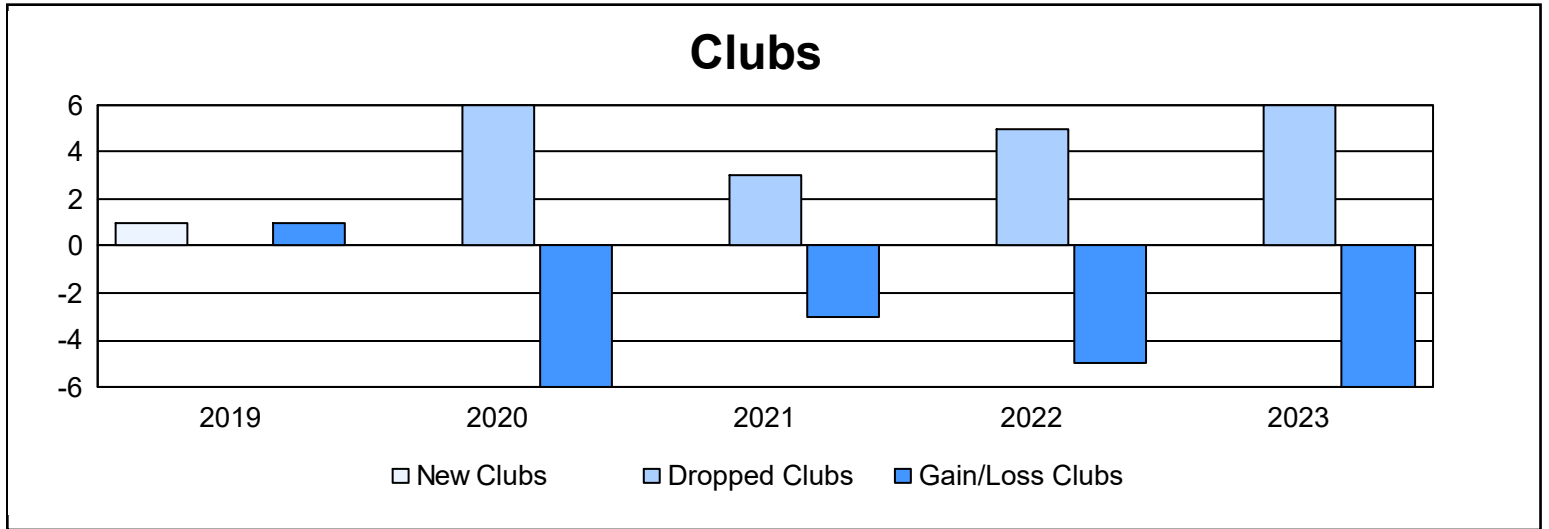
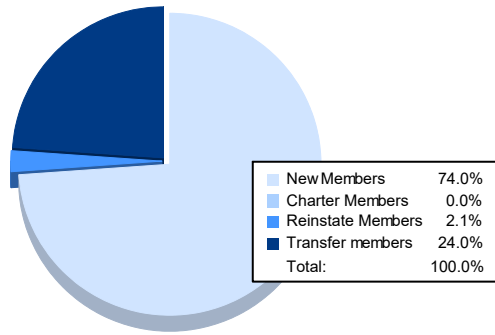


| Year | New Clubs | Dropped Clubs | Gain/ Loss Clubs | New Members | Charter Members | Reinstate Members | Transfer Members | Total Member Added | Total Members Dropped | Gain/ Loss Members |
|----------------|-----------|---------------|------------------|-------------|-----------------|-------------------|------------------|--------------------|-----------------------|--------------------|
| 2018-2019 | 1 | 0 | 1 | 143 | 22 | 4 | 16 | 185 | 210 | -25 |
| 2019-2020 | 0 | 6 | -6 | 70 | 5 | 8 | 16 | 99 | 240 | -141 |
| 2020-2021 | 0 | 3 | -3 | 51 | 3 | 3 | 5 | 62 | 158 | -96 |
| 2021-2022 | 0 | 5 | -5 | 63 | 3 | 5 | 21 | 92 | 176 | -84 |
| 2022-2023 | 0 | 6 | -6 | 71 | 0 | 2 | 23 | 96 | 181 | -85 |
| Average | 0 | 4 | -4 | 80 | 7 | 4 | 16 | 107 | 193 | -86 |



Membership Composition June 2023 Cumulative



Gender Composition June 2023 Cumulative

